



**Puerto Rico  
Electric Power  
Authority**

# **Puerto Rico Electric Power Authority**

---

**13-Week Cash Flow Update**

August 22, 2018

## Disclaimer

---

The information contained herein (the "**Information**") has been provided and prepared by the Puerto Rico Power Authority ("PREPA" or the "**Company**") and is in draft form subject to further discussions and revisions. No representation or warranty, express or implied, is made by the Company or its advisors as to the accuracy or completeness of the Information, that has not been independently verified. The Company and its advisors shall have no responsibility or liability for the accuracy or completeness of the Information, any errors, inaccuracies or omissions in the Information or the consequences of any reliance upon the Information. Without limitation of the foregoing, no representation or warranty, express or implied, is made by the Company or its advisors as to the accuracy or completeness of any forecasts or projections contained in the Information. Nothing contained in the Information may be relied upon as a promise or representation as to the future. The Information does not constitute an offer or solicitation to sell or purchase securities. Neither the Company or its advisors shall have any liability, whether direct or indirect, in contract or tort or otherwise, to any person in connection with the Information.

Projections are included in the Information. Such projections have not been examined by auditors. The projections and other material set forth herein contain certain statements that are "forward- looking statements". These statements are subject to a number of assumptions, risks, and uncertainties, many of which are and will be beyond the control of the Company including, among others, availability and timing of liquidity sources, availability of supplies and supplier financing, changes in general economic, political, governmental and business conditions globally and in Puerto Rico, the Company's ability to achieve cost savings, changes in interest rates, changes in inflation rates, changes in exchange rates, changes in fuel prices, changes in business strategy and various other factors. These statements speak as of the date indicated and are not guarantees of future performance. Actual results or developments may differ materially from the expectations expressed or implied in the forward-looking statements, and the Company undertakes no obligation to update any such statements whether as a result of new information, future events or otherwise.

Recipients of the Information agree to keep the Information strictly confidential. The Information is highly confidential and contains proprietary and confidential information about the Company, its subsidiaries and its operations. This document material is being presented solely for your information and may not be copied, reproduced or redistributed to any other person in any manner. At the request of the Company, the recipient will promptly return all non-public material received from the Company (including this document) without retaining any copies thereof. For the avoidance of doubt, Information includes the nature, substance, status, and terms of any discussions related to the Information discussed herein.

The Information does not constitute an offer or invitation to purchase or subscribe for any shares or other securities of the Company and neither any part of this document nor any information or statement contained therein shall form the basis of or be relied upon in connection with any contract or commitment whatsoever. By receiving the Information, you agree to be bound by the foregoing limitations.



## Table of Contents

---

- General Overview
- July 27<sup>th</sup> Approved Budget updated for actuals through 8/17/18 “Current Forecast”
- July 27<sup>th</sup> Approved Budget
- Current Forecast vs July 27<sup>th</sup> Approved Budget Cash Bridge

## General Overview

---

- The Current Forecast included in this report has been updated for actuals through 8/17/18; the forecast period is based on the July 27<sup>th</sup> Approved Budget
- The Current Forecast vs July 27<sup>th</sup> Approved Budget Cash Bridge captures the cumulative variance from 7/20/18 through 8/17/18
- Any timing related variances from actual weeks have not been re-timed into future periods for purposes of this analysis

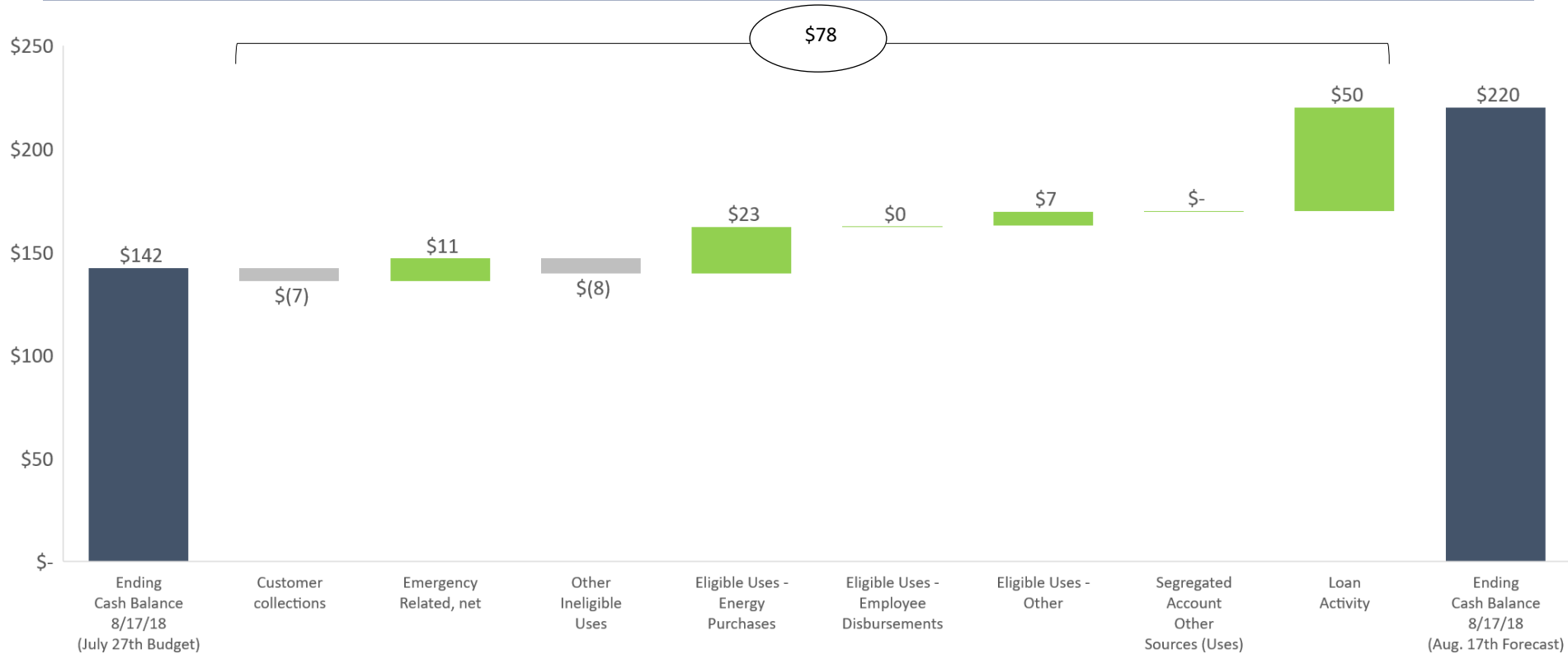


# July 27<sup>th</sup> Approved Budget

(\$ in millions)	Week ending	Actual 06/29	Actual 07/06	Actual 07/13	Actual 07/20	1 07/27	2 08/03	3 08/10	4 08/17	5 08/24	6 08/31	7 09/07	8 09/14	9 09/21	10 09/28	11 10/05	12 10/12	13 10/19	14 10/26	15 11/02
<b>RECEIPTS</b>																				
Customer collections		\$ 58.7	\$ 66.8	\$ 59.4	\$ 62.0	\$ 54.2	\$ 65.0	\$ 67.0	\$ 66.5	\$ 66.5	\$ 66.5	\$ 65.7	\$ 65.7	\$ 65.5	\$ 65.5	\$ 65.7	\$ 64.4	\$ 63.4	\$ 61.6	\$ 61.7
FEMA Reimbursements		35.4	-	-	130.9	-	110.0	-	-	100.4	30.6	150.2	150.2	178.0	172.8	58.7	55.7	44.2	44.2	22.8
Transfer from PREPA Insurance Account		-	-	-	-	-	-	-	-	7.5	7.5	5.0	5.0	5.0	5.0	5.0	5.0	5.0	-	-
Other		-	-	-	-	-	-	-	-	-	-	-	-	-	-	-	-	-	-	-
<b>Total Receipts</b>		<b>\$ 94.1</b>	<b>\$ 66.8</b>	<b>\$ 59.4</b>	<b>\$ 192.9</b>	<b>\$ 54.2</b>	<b>\$ 175.0</b>	<b>\$ 67.0</b>	<b>\$ 66.5</b>	<b>\$ 174.4</b>	<b>\$ 104.6</b>	<b>\$ 220.9</b>	<b>\$ 220.9</b>	<b>\$ 248.5</b>	<b>\$ 243.3</b>	<b>\$ 129.4</b>	<b>\$ 125.1</b>	<b>\$ 112.6</b>	<b>\$ 105.8</b>	<b>\$ 84.6</b>
<b>INELIGIBLE USES</b>																				
Estimated Gross Overtime		(2.6)	-	(2.3)	-	(2.6)	-	(2.5)	-	(2.5)	-	(2.5)	-	(2.5)	-	(2.5)	-	(2.5)	-	(2.5)
Contract Labor - Title III		-	(2.1)	(0.8)	(2.4)	(0.8)	(6.0)	(4.4)	(3.5)	(2.9)	(3.8)	(2.0)	(3.5)	(0.4)	(1.0)	(3.2)	(1.8)	(1.7)	(1.0)	
Emergency Spend		(26.5)	(28.3)	-	(40.7)	(4.1)	(68.2)	(28.5)	(28.5)	(39.0)	(39.0)	(147.2)	(144.2)	(174.9)	(170.9)	(59.8)	(59.8)	(42.9)	(42.9)	
Substation Repairs		-	-	-	-	-	-	-	-	(7.5)	(7.5)	(5.0)	(5.0)	(5.0)	(5.0)	(5.0)	(5.0)	(5.0)	(5.0)	
Other Ineligible Uses		(2.1)	(4.1)	(0.7)	(0.6)	(1.7)	(1.3)	(1.3)	(1.3)	(1.3)	(1.3)	(1.7)	(1.7)	(1.7)	(1.7)	(1.7)	(1.7)	(1.7)	(1.7)	
Cash Interest		-	(3.5)	-	-	-	-	-	-	-	-	-	-	-	-	-	-	-	-	
<b>Ineligible Uses</b>		<b>\$ (31.1)</b>	<b>\$ (38.0)</b>	<b>\$ (3.8)</b>	<b>\$ (49.7)</b>	<b>\$ (9.1)</b>	<b>\$ (75.5)</b>	<b>\$ (36.7)</b>	<b>\$ (33.4)</b>	<b>\$ (53.2)</b>	<b>\$ (51.5)</b>	<b>\$ (158.4)</b>	<b>\$ (154.4)</b>	<b>\$ (186.6)</b>	<b>\$ (177.9)</b>	<b>\$ (69.9)</b>	<b>\$ (69.7)</b>	<b>\$ (53.9)</b>	<b>\$ (46.2)</b>	<b>\$ (24.0)</b>
<b>Receipts Excess (Shortfall)</b>		<b>\$ 63.0</b>	<b>\$ 28.8</b>	<b>\$ 55.7</b>	<b>\$ 149.2</b>	<b>\$ 45.1</b>	<b>\$ 99.5</b>	<b>\$ 30.3</b>	<b>\$ 33.1</b>	<b>\$ 121.2</b>	<b>\$ 53.0</b>	<b>\$ 62.5</b>	<b>\$ 66.5</b>	<b>\$ 61.9</b>	<b>\$ 65.3</b>	<b>\$ 59.4</b>	<b>\$ 55.4</b>	<b>\$ 58.7</b>	<b>\$ 59.5</b>	<b>\$ 60.6</b>
<b>OPERATING RESERVE FUND / OPERATING ACCOUNT</b>																				
<b>Beginning Balance</b>		<b>\$ 191.7</b>	<b>\$ 192.4</b>	<b>\$ 231.7</b>	<b>\$ 292.4</b>	<b>\$ 299.3</b>	<b>\$ 291.5</b>	<b>\$ 300.0</b>	<b>\$ 233.0</b>	<b>\$ 142.3</b>	<b>\$ 219.1</b>	<b>\$ 239.0</b>	<b>\$ 254.9</b>	<b>\$ 270.6</b>	<b>\$ 235.6</b>	<b>\$ 277.2</b>	<b>\$ 293.9</b>	<b>\$ 280.3</b>	<b>\$ 237.9</b>	<b>\$ 270.2</b>
Operating Account Balance		-	-	-	-	-	-	-	-	-	-	-	-	-	-	-	-	-	-	-
Receipts		94.1	66.8	59.4	192.9	54.2	175.0	67.0	66.5	174.4	104.6	220.9	220.9	248.5	243.3	129.4	125.1	112.6	105.8	84.6
Ineligible Uses		(31.1)	(38.0)	(3.8)	(43.7)	(9.1)	(75.5)	(36.7)	(33.4)	(53.2)	(51.5)	(158.4)	(154.4)	(186.6)	(177.9)	(69.9)	(69.7)	(53.9)	(46.2)	(24.0)
Eligible Use (Shortfall)		(62.4)	(24.4)	(52.4)	(72.9)	(52.9)	(40.6)	(97.3)	(123.9)	(44.3)	(33.2)	(46.6)	(50.8)	(97.0)	(23.7)	(42.7)	(69.1)	(101.1)	(27.3)	(52.5)
Transfer from Segregated Account		-	35.0	57.4	56.8	-	-	-	-	-	-	-	-	-	-	-	-	-	-	-
Loan Repayments		-	-	-	(126.2)	-	(50.4)	-	-	-	-	-	-	-	-	-	-	-	-	-
Loan Repayments (Pro-Forma; Timing Related)		-	-	-	-	-	-	-	-	-	-	-	-	-	-	-	-	-	-	-
<b>Ending Balance</b>		<b>\$ 192.4</b>	<b>\$ 231.7</b>	<b>\$ 292.4</b>	<b>\$ 299.3</b>	<b>\$ 291.5</b>	<b>\$ 300.0</b>	<b>\$ 233.0</b>	<b>\$ 142.3</b>	<b>\$ 219.1</b>	<b>\$ 239.0</b>	<b>\$ 254.9</b>	<b>\$ 270.6</b>	<b>\$ 235.6</b>	<b>\$ 277.2</b>	<b>\$ 293.9</b>	<b>\$ 280.3</b>	<b>\$ 237.9</b>	<b>\$ 270.2</b>	<b>\$ 278.2</b>
<b>OPERATING ACCOUNT + OPERATING RESERVE FUND</b>																				
<b>Ending Balance</b>		<b>\$ 192.4</b>	<b>\$ 231.7</b>	<b>\$ 292.4</b>	<b>\$ 299.3</b>	<b>\$ 291.5</b>	<b>\$ 300.0</b>	<b>\$ 233.0</b>	<b>\$ 142.3</b>	<b>\$ 219.1</b>	<b>\$ 239.0</b>	<b>\$ 254.9</b>	<b>\$ 270.6</b>	<b>\$ 235.6</b>	<b>\$ 277.2</b>	<b>\$ 293.9</b>	<b>\$ 280.3</b>	<b>\$ 237.9</b>	<b>\$ 270.2</b>	<b>\$ 278.2</b>
<b>ELIGIBLE USES</b>																				
Power purchase - AES		\$ -	\$ -	\$ -	\$ (24.1)	\$ -	\$ -	\$ (12.4)	\$ (26.7)	\$ -	\$ -	\$ -	\$ -	\$ (26.7)	\$ -	\$ -	\$ -	\$ (25.1)	\$ -	\$ -
Power purchase - EcoElectrica		-	-	-	(27.5)	-	-	(4.9)	(26.6)	-	-	-	-	(28.6)	-	-	-	(23.6)	-	-
Power purchase - Renewable sources		(1.7)	-	-	-	(2.3)	-	(0.0)	(3.3)	-	-	-	-	(4.6)	-	-	-	(9.3)	-	-
Fuel purchase - Fleet and storage		(0.5)	-	(0.1)	(1.1)	(1.1)	-	(1.6)	-	-	-	(1.5)	-	-	-	(1.5)	-	-	-	
Fuel purchase - Freeport		(20.4)	(10.1)	(5.4)	(5.5)	(10.9)	(18.5)	(10.6)	(10.5)	(10.7)	(16.7)	(11.0)	(5.4)	(10.6)	(10.6)	(5.8)	(16.8)	(11.0)	(12.9)	(12.3)
Fuel purchase - Puma		(15.1)	(9.2)	(6.1)	(6.0)	(16.9)	(12.1)	(10.5)	(15.2)	(12.1)	(10.6)	(5.9)	(6.0)	(4.0)	(6.4)	(7.3)	(9.1)	(7.9)	(7.7)	(12.9)
LNG purchase - Fenosa		-	-	(23.1)	-	-	-	(29.9)	-	-	-	-	(32.6)	-	-	-	-	(36.4)	-	-
Estimated Payroll		(6.9)	(0.0)	(6.8)	(0.0)	(6.7)	-	(7.2)	-	(7.2)	-	(7.2)	-	(7.2)	-	(7.2)	-	(7.2)	-	(7.2)
Social security		(1.8)	(0.0)	(1.8)	(0.0)	(1.8)	-	(1.8)	-	(1.8)	-	(1.8)	-	(1.8)	-	(1.8)	-	(1.8)	-	(1.8)
Payroll taxes		(1.4)	-	(1.3)	-	(1.4)	-	(1.0)	-	(1.0)	-	(1.0)	-	(1.0)	-	(1.0)	-	(1.0)	-	(1.0)
Contributions to employee benefit programs		(5.1)	-	(5.1)	-	(5.1)	-	(5.7)	-	(5.7)	-	(5.7)	-	(5.7)	-	(5.7)	-	(5.7)	-	(5.7)
Medical benefit costs		-	-	-	-	(1.8)	(4.0)	(5.8)	-	-	-	(5.8)	-	-	-	(5.8)	-	-	-	(5.8)
Workers compensation / disability funding		-	-	-	(6.0)	-	-	-	-	-	-	-	-	-	-	-	-	-	-	
Contract Labor - Other		(0.4)	(0.3)	(0.0)	(0.0)	(0.4)	(0.2)	(0.2)	(0.2)	(0.2)	(0.2)	(0.2)	(0.2)	(0.2)	(0.2)	(0.2)	(0.2)	(0.2)	(0.2)	
Insurance premiums		-	-	-	-	-	-	(35.5)	-	-	-	-	-	-	-	-	-	(1.7)	-	
Maintenance Disbursements		(0.9)	(1.3)	(0.2)	(0.2)	(0.5)	(2.5)	(2.5)	(2.5)	(2.5)	(2.5)	(2.5)	(2.5)	(2.5)	(2.5)	(2.5)	(2.5)	(2.5)	(2.5)	
Employee expense reimbursements		-	-	-	-	-	-	-	-	-	-	-	-	-	-	-	-	-	-	
Additional accounts payable		(8.3)	(3.7)	(2.7)	(2.4)	(4.0)	(3.2)	(3.2)	(3.2)	(3.2)	(3.2)	(4.0)	(4.0)	(4.0)	(4.0)	(4.0)	(4.0)	(4.0)	(4.0)	
Other		-	-	-	-	-	-	-	-	-	-	-	-	-	-	-	-	-	-	
<b>Eligible Uses</b>		<b>\$ (62.4)</b>	<b>\$ (24.4)</b>	<b>\$ (52.4)</b>	<b>\$ (72.9)</b>	<b>\$ (52.9)</b>	<b>\$ (40.6)</b>	<b>\$ (97.3)</b>	<b>\$ (123.9)</b>	<b>\$ (44.3)</b>	<b>\$ (33.2)</b>	<b>\$ (46.6)</b>	<b>\$ (50.8)</b>	<b>\$ (97.0)</b>	<b>\$ (23.7)</b>	<b>\$ (42.7)</b>	<b>\$ (69.1)</b>	<b>\$ (101.1)</b>	<b>\$ (27.3)</b>	<b>\$ (52.5)</b>
<b>SEGREGATED ACCOUNT</b>																				
<b>Beginning Balance</b>		<b>\$ 0.0</b>	<b>\$ 149.1</b>	<b>\$ 114.1</b>	<b>\$ 56.8</b>	<b>\$ 0.0</b>	<b>\$ -</b>	<b>\$ -</b>	<b>\$ -</b>	<b>\$ -</b>	<b>\$ -</b>	<b>\$ -</b>	<b>\$ -</b>	<b>\$ -</b>	<b>\$ -</b>	<b>\$ -</b>	<b>\$ -</b>	<b>\$ -</b>	<b>\$ -</b>	<b>\$ -</b>
Borrowings		149.1	-	-	-	-	-	-	-	-	-	-	-	-	-	-	-	-	-	-
Interest Income		0.0	0.0	0.0	0.0	-	-	-	-	-	-	-	-	-	-	-	-	-	-	-
Transfer to Operating Accounts		-	(35.0)	(57.4)	(56.8)	-	-	-	-	-	-	-	-	-	-	-	-	-	-	-
Eligible Disbursements		-	-	-	-	(52.9)	(40.6)	(97.3)	(123.9)	(44.3)	(33.2)	(46.6)	(50.8)	(97.0)	(23.7)	(42.7)	(69.1)	(101.1)	(27.3)	(52.5)
<b>Ending Balance</b>		<b>\$ 149.1</b>	<b>\$ 114.1</b>	<b>\$ 56.8</b>	<b>\$ 0.0</b>	<b>\$ -</b>	<b>\$ -</b>	<b>\$ -</b>	<b>\$ -</b>	<b>\$ -</b>	<b>\$ -</b>	<b>\$ -</b>	<b>\$ -</b>	<b>\$ -</b>	<b>\$ -</b>	<b>\$ -</b>	<b>\$ -</b>	<b>\$ -</b>	<b>\$ -</b>	<b>\$ -</b>
<b>Eligible Use (Shortfall)</b>		<b>\$ -</b>	<b>\$ -</b>	<b>\$ -</b>	<b>\$ -</b>	<b>\$ (52.9)</b>	<b>\$ (40.6)</b>	<b>\$ (97.3)</b>	<b>\$ (123.9)</b>	<b>\$ (44.3)</b>	<b>\$ (33.2)</b>	<b>\$ (46.6)</b>	<b>\$ (50.8)</b>	<b>\$ (97.0)</b>	<b>\$ (23.7)</b>	<b>\$ (42.7)</b>	<b>\$ (69.1)</b>	<b>\$ (101.1)</b>	<b>\$ (27.3)</b>	<b>\$ (52.5)</b>
<b>LOANS OUTSTANDING</b>																				
<b>Beginning Balance</b>		<b>\$ 150.9</b>	<b>\$ 300.0</b>	<b>\$ 300.0</b>	<b>\$ 300.0</b>	<b>\$ 173.8</b>	<b>\$ 173.8</b>	<b>\$ 123.4</b>	<b>\$ 123.4</b>	<b>\$ 123.4</b>	<b>\$ 123.4</b>	<b>\$ 123.4</b>	<b>\$ 123.4</b>	<b>\$ 123.4</b>	<b>\$ 123.4</b>	<b>\$ 123.4</b>	<b>\$ 123.4</b>	<b>\$ 123.4</b>	<b>\$ 123.4</b>	<b>\$ 123.4</b>
Initial Draw		-	-	-	-	-	-	-	-	-	-	-	-	-	-	-	-	-	-	-
Periodic Loan 1		149.1	-	-	-	-	-	-	-	-	-	-	-	-	-	-	-	-	-	-
Periodic Loan 2		-	-	-	-	-	-	-	-	-	-	-	-	-	-	-	-	-	-	-
Periodic Loan 3		-	-	-	-	-	-	-	-	-	-	-	-	-	-	-	-	-	-	-
Loan Repayments		-	-	-	(126.2)	-	(50.4)	-	-	-	-	-	-	-	-	-	-	-	-	-
Loan Repayments (Pro-Forma; Timing Related)		-	-	-	-	-	-	-	-	-	-	-	-	-	-	-	-	-	-	-
<b>Ending Balance</b>		<b>\$ 300.0</b>	<b>\$ 300.0</b>	<b>\$ 300.0</b>	<b>\$ 173.8</b>	<b>\$ 173.8</b>	<b>\$ 123.4</b>	<b>\$ 123.4</b>	<b>\$ 123.4</b>	<b>\$ 123.4</b>	<b>\$ 123.4</b>	<b>\$ 123.4</b>	<b>\$ 123.4</b>	<b>\$ 123.4</b>	<b>\$ 123.4</b>	<b>\$ 123.4</b>	<b>\$ 123.4</b>	<b>\$ 123.4</b>	<b>\$ 123.4</b>	<b>\$ 123.4</b>
<b>Residual Cash Flow</b>		<b>\$ -</b>	<b>\$ -</b>	<b>\$ -</b>	<b>\$ -</b>	<b>\$ -</b>	<b>\$ -</b>	<b>\$ -</b>	<b>\$ -</b>	<b>\$ -</b>	<b>\$ -</b>	<b>\$ -</b>	<b>\$ -</b>	<b>\$ -</b>	<b>\$ -</b>	<b>\$ -</b>	<b>\$ -</b>	<b>\$ -</b>	<b>\$ -</b>	<b>\$ -</b>

# Current Forecast vs July 27<sup>th</sup> Approved Budget

## Cash Bridge as of August 17, 2018



- Ending cash balances includes Operating Accounts, Operating Reserve Fund and the Segregated Account
- “Customer collections” variance primarily due to aggressive collections forecast not being realized
- “Emergency Related, net” variance due to timing of payments to restoration contractors
- “Other Ineligible Uses” variance primarily due to timing of Title III related payments offset by higher other ineligible uses
- “Eligible Uses - Energy Purchases” variance primarily due to timing of payments to AES, EcoElectrica and Renewable suppliers partially offset by higher diesel purchases
- “Eligible Uses – Other” variance primarily due to timing of annual insurance premium payments
- “Loan Activity” impacted primarily by the timing of cash disbursements

**PUERTO RICO ELECTRIC POWER AUTHORITY**

**Cash in bank and time deposit accounts**

Name	Account Number	Description	Notes	Date
				08/17/18
Banco Popular	██████████	Revenue Deposit Account	ZBA to Popular ██████████	-
Banco Popular	██████████	Revenue Deposit Account (Credit Cards)	ZBA to Popular ██████████	-
Banco Popular	██████████	Concentration Account	Active Concentration Account	54,499,665.30
Banco Popular	██████████	Disbursement Account	Per Diem & Small Local Vendors	526,509.96
Banco Popular	██████████	Revenue Deposit Account (Corp. Clients)	ZBA to Popular ██████████	-
Banco Popular	██████████	Revenue Deposit Account (Gov't Clients)	ZBA to Popular ██████████	-
Banco Popular	██████████	Concentration Account	Old Concentration Account	162,119.41
Banco Popular	██████████	Revenue Deposit Account	ZBA to Popular ██████████	-
Banco Popular	██████████	Project Guavate (related to mitigation work performed in Guavate; construction of underground lines)	Old FEMA Reimbursement Account	2,490,266.00
Oriental	██████████	Concentration Account	Active Concentration Account	75,003,082.20
Oriental	██████████	Deposit/Collateral Account	No balance	-
Oriental	██████████	Revenue Deposit Account	ZBA to Oriental ██████████	-
Oriental	██████████	Revenue Deposit Account - Lockbox	ZBA to Oriental ██████████	-
Banco Santander	██████████	Revenue Deposit Account	Revenue Deposit Account and used for certain payments	4,870,427.33
Scotiabank	██████████	Revenue Deposit Account	Manual Transfer to Popular or Citi	11,893,681.97
Firstbank	██████████	Revenue Deposit Account	Manual Transfer to Popular or Citi	495,798.84
GDB	██████████	PREPA Deposit Account at GDB	No longer used	-
GDB	██████████	PREPA Deposit Account at GDB	No longer used	-
Citibank	██████████	Disbursement Fuel Oil & Power Purchase	No longer used	-
Citibank	██████████	Concentration Account	Active Concentration Account	69,740,280.63
Citibank	██████████	Revenue Deposit Account	ZBA to Citi ██████████	-
Citibank	██████████	CWL Segregated Account	CWL Segregated Account	-
<b>Total General Fund and CWL Segregated Accounts</b>				<b>\$ 219,681,831.64</b>

Banco Popular	██████████	Payroll Account	Disbursement account to pay PREPA payroll	302,350.77
<b>Total Working Funds</b>				<b>\$ 302,350.77</b>

Citibank	██████████	Disbursement	Debt Service Related	13,114.62
<b>Total Revenue Fund Account</b>				<b>\$ 13,114.62</b>

Banco Popular	██████████	FEMA ██████ EM PR Irma	FEMA Irma	2,085,414.99
Banco Popular	██████████	FEMA ██████ DR PR Irma	FEMA Irma	149,929.59
Banco Popular	██████████	FEMA ██████ DR PR Maria	FEMA Maria	2,427,788.42
<b>Total Emergency Fund Accounts</b>				<b>\$ 4,663,133.00</b>

**TOTAL CASH AND CASH EQUIVALENT**

**\$ 224,660,430.03**

**General Fund Accounts By Depository Institution**

Banco Popular de Puerto Rico	\$	62,644,044.44
Citibank N.A.		69,753,395.25
Oriental Bank		75,003,082.20
First Bank		495,798.84
Banco Santander		4,870,427.33
Scotia Bank		11,893,681.97
Government Development Bank for Puerto Rico (GDB)		-
		<b>\$ 224,660,430.03</b>

Name	Account Number	Description	Notes	08/17/18
Oriental	██████████	Related to Via-Verde Project (connection of gas pipe, which is no longer being worked on)	Construction Fund Accounts	-
Citibank	██████████	Remaining funds related 2013 Series Bond Issuance	Construction Fund Accounts	1,292,465.09
Banco Popular	██████████	Funds used for project to rehabilitate San Juan generating unit	Construction Fund Accounts	2,115,442.38
GDB	██████████	PREPA Deposit Account at GDB	Construction Fund Accounts	-
Citibank	██████████	Special federal assignments to fund sponsored projects by the Environmental Quality Board ("JCA" in Spanish)	Construction Fund Accounts	6,018,467.61
Banco Popular	██████████	Legacy accounts (consider for closure)	Construction Fund Accounts	0.01
Banco Popular	██████████	2016 A Bond - Used for specific projects identified at the time of bond issuance process	Construction Fund Accounts	253,856.77
Citibank	██████████	2016 D Bond - Used for specific projects identified at the time of bond issuance process	Construction Fund Accounts	215,690.66
Citibank	██████████	PREPA Insurance	Insurance proceeds account related specifically to Hurricane Maria substation repair	50,303,607.45
<b>Total Construction Fund Accounts</b>				<b>\$ 60,199,529.97</b>

Citibank	██████████	Funds received from federal contributions or bond issuances used to finance the construction of infrastructure to provide electricity to rural areas in Puerto Rico	Investment Held By REA	1,126,812.53
<b>Total Investment Held By REA</b>				<b>\$ 1,126,812.53</b>

Citibank	██████████	Funds used to cover the cost of unusual or extraordinary maintenance or repairs, including major items of equipment as stipulated in the Trust Agreement	Reserve Maintenance Fund	16,364,789.56
<b>Total Reserve Maintenance Fund</b>				<b>\$ 16,364,789.56</b>

Banco Popular	██████████	Land Acquisition Project	Other Restricted Fund	1,943,131.62
Citibank	██████████	PREPA Trust Investment Clearing	PREPA Trust Investment Clearing	754.46
<b>Total Other Restricted Fund</b>				<b>\$ 1,943,886.08</b>

Citibank	██████████	One-time transaction	Invested funds regarding EcoElectrica transaction	3,240,309.62
<b>Total PREPA Client Fund</b>				<b>\$ 3,240,309.62</b>

**TOTAL CONSTRUCTION FUND AND OTHER**

**\$ 82,875,327.76**





**Puerto Rico  
Electric Power  
Authority**

# **Puerto Rico Electric Power Authority**

---

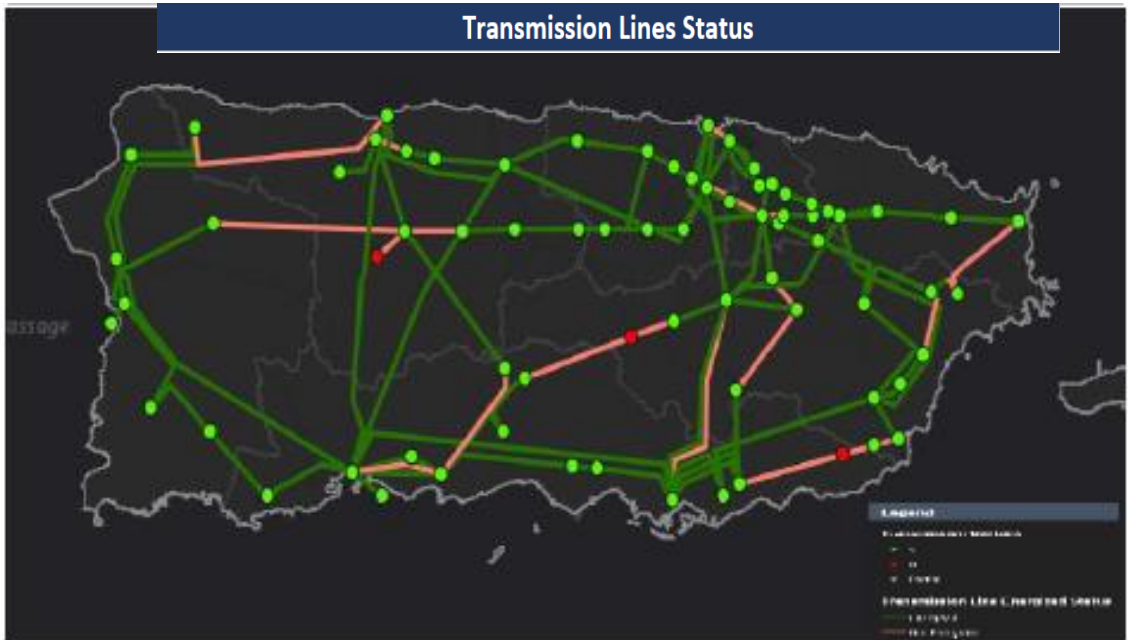
**Grid Status Update**

August 22, 2018

# Transmission Restoration Progress Report – As of August 22, 2018

- Overall progress on transmission line restoration is 85%, calculated as completed line segments divided by total line segments. 230 kV line segments remaining:
  - Mora to Cambalache and Central 51000 line
- Progress on structure and component repair is 78%

85%	OVERALL PROGRESS (As per completed Tasks)
-----	--



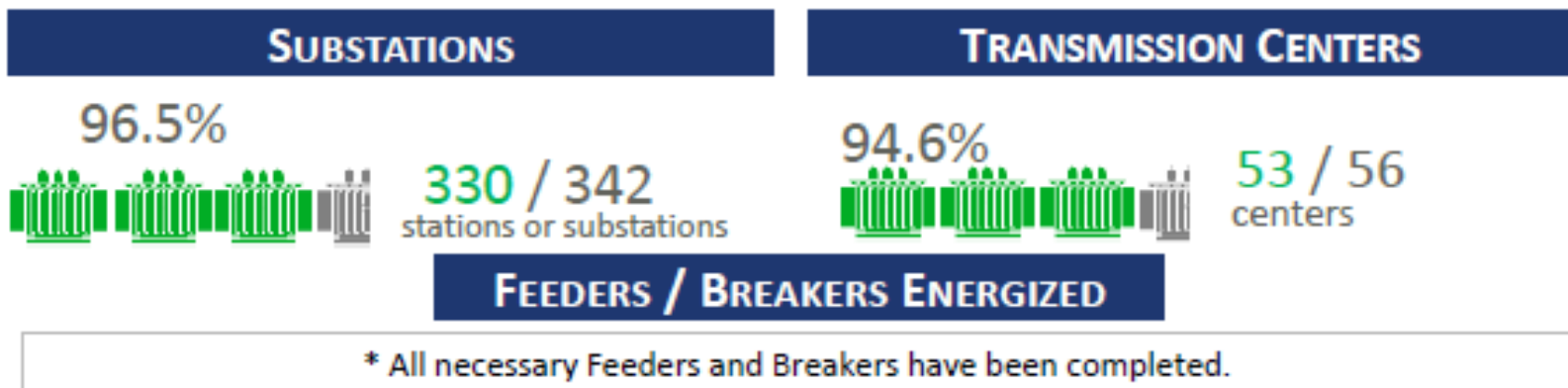
TOTALS BY KV		
(kV)	LINE SEGMENT	COMPLETED
230	<b>17</b>	<b>15</b>
115	<b>86</b>	<b>73</b>
Totals	<b>103</b>	<b>88</b>

TOTALS BY RESOURCE		
	LINE SEGMENT	COMPLETED
PREPA	<b>66</b>	<b>60</b>
WHITEFISH	<b>5</b>	<b>5</b>
COBRA	<b>16</b>	<b>10</b>
NYPA	<b>3</b>	<b>3</b>
Fluor/PIKE	<b>6</b>	<b>6</b>
Fluor/ARC	<b>1</b>	<b>1</b>
Fluor/MasTec	<b>0</b>	<b>0</b>
Fluor/SEC	<b>1</b>	<b>1</b>
USACE/PowerSecure	<b>2</b>	<b>2</b>
Pending-RFP	<b>3</b>	<b>0</b>
Totals	<b>103</b>	<b>88</b>

(kV)	STRUCTURES (Towers/Poles)		DAMAGES (Conductors/Insulators)		Overall
	DOWN	REPAIRED	DEFICIENCY	REPAIRED	Repairs/Restoration %
230	<b>107</b>	<b>106</b>	<b>404</b>	<b>365</b>	<b>92%</b>
115	<b>650</b>	<b>459</b>	<b>843</b>	<b>637</b>	<b>73%</b>
Totals	<b>757</b>	<b>565</b>	<b>1247</b>	<b>1002</b>	<b>78%</b>

# Distribution Restoration Progress Report – As of August 22, 2018

- Current load is approximately 92% of comparable 2017 levels
- ~96% of the island's 342 substations and ~95% of the 56 transmission centers are energized
- Current estimate of distribution customers who have been energized is approximately 99+%
  - This estimate assumes that weatherheads (which are owned by and are the responsibility of the customer) on residences are fully repaired and that the customer is still using the residence—which is not the case for all properties
- Approximately 96% of the linkages between substation Communication Remote Units (CRUs) and the central customer billing system have been restored



**PREPA  
Fossil Generation Status Report  
22-Aug-18**

**Average Daily Peak Demand Over  
Prior 7 Days (MW)**

**2,458**

<u>Plant Name</u>	<u>Unit #</u>	<u>Summer</u>	
		<u>Rating</u>	<u>Fuel</u>
		<u>(MW)</u>	
<b><u>Available Units</u></b>			
Eco Electrica	2	260	NG
AES	1	227	Coal
Aguirre	1	450	FO6
Costa Sur	4	85	FO6
Costa Sur	5	410	NG/FO6
Costa Sur	6	410	NG/FO6
Palo Seco	1	85	FO6
Palo Seco	3	216	FO6
San Juan	5	220	FO2
San Juan	6	220	FO2
San Juan	8	100	FO6
Mayaguez	GT1A	28	FO2
Mayaguez	GT3A	28	FO2
Mayaguez	GT4A	28	FO2
Mayaguez	GT4B	28	FO2

**Total Available Units**

**2,793**

**Suspended Operations due to Economics**

Aguirre	CC1	296	FO2
Aguirre	CC2	296	FO2
Cambalache	2	83	FO2
Cambalache	3	83	FO2

**Total Suspended Units**

**757**

**Units Out of Service**

AES	2	227	Coal	Outage until late August
EcoElectrica	1	247	NG	Scheduled Outage until late August
Aguirre	2	450	FO6	Scheduled Outage until early September
Costa Sur	3	85	FO6	
Palo Seco	2	85	FO6	
Palo Seco	4	216	FO6	Scheduled Outage until late December
San Juan	7	100	FO6	Scheduled Outage until mid-September
San Juan	9	100	FO6	Outage until late August
San Juan	10	100	FO6	
Cambalache	1	83	FO2	
Mayaguez	GT1B	28	FO2	
Mayaguez	GT2A	28	FO2	
Mayaguez	GT2B	28	FO2	
Mayaguez	GT3B	28	FO2	

**Total Units Out of Service**

**1,803**

PREPA

Emergency Spend and Reimbursement Flash Report as of 8/17/18

\$ In millions

Printed: 8/22/2018 13:54

Emergency Spend To Date			
Description	Paid	Unpaid (a)	Total
Whitefish	\$ 36.9	\$ 105.5	\$ 142.4 (b)
Cobra	797.4	162.6	960.0 (c)
XGL	26.3		26.3
PREPA Overtime	122.1		122.1 (d)
Local Contractors (Labor)	6.8	11.8	18.7
POs for Emergency Materials		54.4	54.4 (e)
EnviroNics	0.4	1.4	1.8
Other Outstanding Payables	TBD	TBD	TBD
<b>Total</b>	<b>\$ 989.9</b>	<b>\$ 335.7</b>	<b>\$ 1,325.6</b>

Notes:

- (a) Estimated and subject to change.
- (b) Based on project worksheet submitted to the GAR on 6/29/18.
- (c) Based on invoice values provided by Cobra as of 8/16/18.
- (d) Includes amounts from payroll for overtime for the period 9/10/17 through 8/11/18.
- (e) Represents value of purchase orders issued for emergency materials issued between 9/19/17 and 12/18/17.

Submitted Project Worksheets Summary

Description	Amount	Obligated by FEMA	Funds Received by PREPA	Funds Transferred to PREPA Operating Account (a)	Funds Remaining in PREPA Emergency Account
PREPA Force Account - Irma	\$ 9.6	\$ 9.6	\$ 7.2	\$ 5.2	\$ 2.0
PREPA Force Account - Irma (Customer Service)	2.6	-	-	-	-
Peaking Units - Irma	7.1	7.1	-	-	-
Local Contractors - Irma	0.2	0.2	0.1	-	0.1
PREPA Force Account - Maria	45.0	45.0	45.0	42.8	2.2
Cobra Original Contract	200.0	200.0	200.0	200.0	-
Cobra Amendments - #4, #5	745.4	745.4	510.0	509.9	0.1 (b)
Cobra Remaining Emergency Work	250.0	250.0	-	-	- (c)
Insured Assets	25.0	-	-	-	- (d)
Purchase Equipment	10.3	10.3	-	-	-
XGL	7.9	7.9	-	-	- (e)
Mutual Aid Parties	425.0	9.8	-	-	- (f)
Local Contractors - Maria	4.2	0.3	-	-	- (g)
EnviroNics	0.4	0.4	0.2	0.2	0.0
Peaking Units - Maria	142.0	130.9	130.9	130.9	- (h)
Cidra Excavation	0.1	0.1	0.1	-	0.1
PREPA NET	0.0	-	-	-	-
RFP – Grid Hardening	500.0	-	-	-	-
Transient Recorders	0.6	-	-	-	-
Vieques and Culebra T&D	172.4	-	-	-	-
Del Valle Contract (Guajataca Dam Project)	10.4	10.4	-	-	-
Generators	58.5	58.5	-	-	-
<b>Total</b>	<b>\$ 2,616.8</b>	<b>\$ 1,485.9</b>	<b>\$ 893.5</b>	<b>\$ 888.9</b>	<b>\$ 4.6</b>

Notes:

- (a) Transfers to PREPA Operating Account cumulative through 8/17/18.
- (b) FEMA has obligated \$745.4M and funded \$510M to PREPA through 8/6/2018. PW is officially in Emmie for \$745.4M.
- (c) FEMA repurposed \$650M into restoration.
- (d) Amount represents insurance deductible. PW has now been separated into 7 PWs.
- (e) Amount paid to XGL less invoices referencing Whitefish. FEMA reduced amount from \$11.7M to \$7.9M in the PW.
- (f) Total of 31 PWs for an amount of \$423.2M submitted to FEMA for review. One PW included represents MOU Insurance for an amount of \$1.8M.
- (g) First version of local contractors PW submitted to FEMA on 3/15/18.
- (h) PW has been versioned to include Peaking Unit use from March through May 2018 for an additional amount of \$11.1M.

In Process Project Worksheets Summary

Description	Count	Amount	Comments
Local Contractors	42	\$ 14.3	(a)
PREPA Distribution	26	TBD	
PREPA Transmission	1	TBD	(b)
Whitefish	1	142.4	
Direct Administrative Costs	1	TBD	
Microgrid Management	1	TBD	
Circuit Breakers	1	TBD	
PREPA Force Account - Maria (Customer Service)	1	TBD	
RFP - Foreman	1	TBD	
<b>Total</b>	<b>75</b>	<b>\$ 156.6</b>	

Notes:

- (a) Amount represents local contractors which have been identified as of 8/17/18.
- (b) Approach for PREPA Transmission changed from one PW per line to one PW for all of Transmission.